



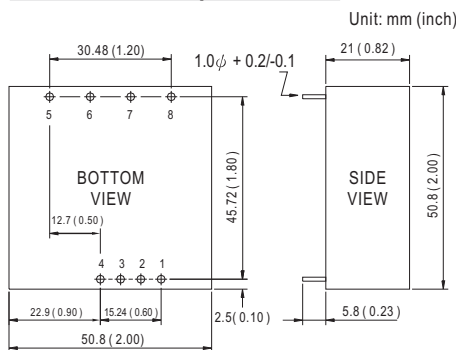
- Features :
 - 2:1 wide input range
 - 4:1 wide input range(option)
 - 1000VDC I/O isolation
 - Built-in EMI filter
 - Trimming output(±10%)
 - Remote ON-OFF control
 - Protections: Short circuit / Overload
 - Cooling by free air convection
 - Six-sided shield metal case
 - Epoxy encapsulated
 - 100% burn-in test
 - Approvals: FCC / CE
 - 2 years warranty



SPECIFICATION

ORDER NO.	DKA30A-05	DKA30B-05	DKA30C-05	DKA30A-12	DKA30B-12	DKA30C-12	DKA30A-15	DKA30B-15	DKA30C-15	
OUTPUT	DC VOLTAGE	±5V			±12V			±15V		
	CURRENT RANGE	±250 ~ ±2500mA			±125 ~ ±1250mA			±100 ~ ±1000mA		
	RATED POWER	25W			30W			30W		
	RIPPLE & NOISE (max.) Note.2	100mVp-p								
	LINE REGULATION Note.3	±0.5%								
	LOAD REGULATION Note.4	±0.5%								
	VOLTAGE ACCURACY	±2.0%								
	SWITCHING FREQUENCY	100KHz min.								
EXTERNAL TRIM Adj. RANGE	±10%									
INPUT	VOLTAGE RANGE	A: 9 ~ 18VDC B: 18 ~ 36VDC C: 36 ~ 72VDC								
	EFFICIENCY (Typ.)	80%	80%	80%	80%	83%	81%	80%	83%	81%
	DC CURRENT	Full load A: 3.2A B: 1.5A C: 0.77A No load A: 40mA B: 20mA C: 10mA								
	FILTER	Pi network								
	PROTECTION	Fuse recommended								
PROTECTION (Note. 5)	OVERLOAD	110 ~ 250% rated output power Protection type : Hiccup mode, recovers automatically after fault condition is removed								
	SHORT CIRCUIT	All output equipped with short circuit Protection type : Hiccup mode, recovers automatically after fault condition is removed								
ENVIRONMENT	WORKING TEMP.	-40 ~ +85°C (Refer to output load derating curve)								
	WORKING HUMIDITY	20% ~ 90% RH non-condensing								
	STORAGE TEMP., HUMIDITY	-40 ~ +105°C, 10 ~ 95% RH								
	TEMP. COEFFICIENT	±0.03% / °C (0 ~ 50°C)								
	VIBRATION	10 ~ 500Hz, 2G 10min./1 cycle, period for 60min. each along X, Y, Z axes								
SAFETY & EMC	WITHSTAND VOLTAGE	I/P-O/P: 1KVDC								
	ISOLATION RESISTANCE	I/P-O/P: 100M Ohms / 500VDC / 25°C / 70% RH								
	EMC EMISSION	Compliance to EN55022 Class B, FCC part 15 Class B								
	EMC IMMUNITY	Compliance to EN61000-4-2,3,4,5,6,8, light industry level, criteria A								
OTHERS	REMOTE CONTROL	Power on: R.C ~-Vin > 4.5~5.5VDC or open, Power off : R.C ~-Vin <0.8VDC or short								
	MTBF	100Khrs min. MIL-HDBK-217F (25°C)								
	DIMENSION	50.8*50.8*21.0mm or 2"*2"*0.82" inch (L*W*H)								
	WEIGHT	110g								

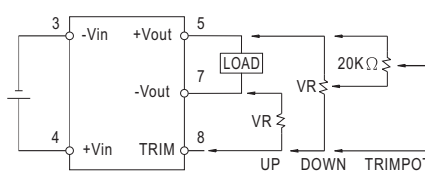
Mechanical Specification



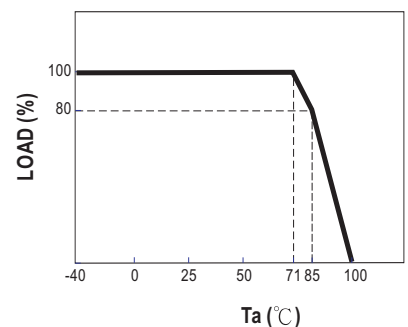
Pin Configuration

Pin No.	Output	Pin No.	Output
1	R.C	5	+Vout
2	No Pin	6	COM
3	-Vin	7	-Vout
4	+Vin	8	TRIM

External Output Trimming



Derating Curve



NOTE

- 1.All parameters are specified at normal input, rated load, 25°C 70% RH ambient.
- 2.Ripple & noise are measured at 20MHz by using a 12" twisted pair terminated with a 0.1uf & 47uf capacitor.
- 3.Line regulation is measured from low line to high line at rated load.
- 4.Load regulation is measured from 10% to 100% rated load.
- 5.Please prevent the converter from operating in overload or short circuit condition for more than 30 seconds.