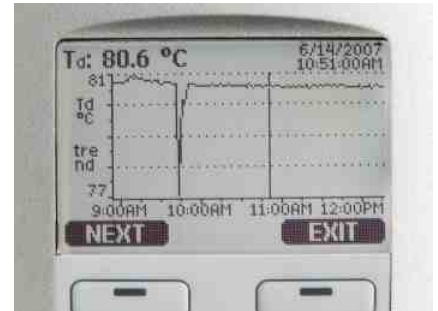


## DMT345 and DMT346 Dewpoint Transmitters for High Temperature Applications



The large graphical display allows the user to check data at a glance.

Vaisala DRYCAP® Dewpoint Transmitters DMT345 and DMT346 are designed to measure and control humidity, especially in dry environments with high temperatures.

The Vaisala DRYCAP® Dewpoint Transmitters DMT345 and DMT346 are designed for humidity measurement in industrial drying applications with particularly high temperatures.

Both transmitters incorporate the Vaisala DRYCAP® sensor, which is accurate, reliable, and stable. The sensor is condensation-resistant and is immune to particulate contamination, oil vapor, and most chemicals. The DRYCAP® sensor is notable for its swift response time and rapid recovery after getting wet.

### Measure Humidity Directly in Hot Processes

The DMT345 and DMT346 are built for direct measurement in hot processes. Therefore, there is no need for sampling systems and trace heating. As a result, high measurement accuracy and constancy are maintained.

The accuracy and stability of the DMT345 and the DMT346 are due to their unique auto-calibration function, developed by Vaisala. This feature allows the transmitter to perform calibration and adjustment by itself while the measured process is running. If the measurement accuracy is not confirmed, corrections are made automatically. The procedure is so quick and corrections so minor that it causes no disruption, ensuring easy maintenance and high performance. In normal conditions, it is recommended to have a traceable calibration performed once a year.

### DMT345: Accurate in Hot and Dry Environments

The DMT345 is designed for accurate humidity measurement in hot and dry conditions. This model provides unmatched dry-end measurement accuracy at temperatures up to 140 °C; however, it can operate safely at temperatures up to 180 °C.

### Features/Benefits

- The DMT345 measures humidity at temperatures up to 180 °C (356 °F)
- The DMT346 measures humidity at temperatures up to 350 °C (+662 °F)
- Dew point accuracy  $\pm 2$  °C ( $\pm 3.6$  °F)
- Vaisala DRYCAP® sensor provides accurate and reliable measurement with excellent long-term stability and fast response time
- Condensation-resistant
- Unique auto-calibration feature
- NIST traceable calibration (certificate included)
- Graphical display and keypad for convenient operation
- Optional alarm relays and mains power supply module
- Analog outputs, RS232/485, WLAN/LAN
- MODBUS protocol support (RTU/TCP)

The stainless steel probe is especially designed for high temperatures and has an optional installation flange for easy adjustment of the probe's installation depth and, therefore, more precise positioning.

### DMT346: Reliable in Very Hot Processes

The DMT346 provides the best measurement performance at process temperatures between 140 °C and 350 °C.

The DMT346 includes a cooling set as standard. The cooling effect can be regulated by adding the cooling fins, or they can be removed from the set for optimal measurement performance.

The cooling system has no moving parts, and requires no additional power or cooling utilities, so there is no risk of sensor damage due to mechanical cooling failure.

Additionally, sensor warming minimizes the risk of condensation accumulating on the sensor. In low humidity conditions the combination of auto-calibration and DRYCAP® ensures accurate measurement.

### Graphical Display of Measurement Data and Trends for Convenient Operation

The DMT345 and DMT346 transmitters feature a large numerical and graphical display with a multilingual menu and keypad. It allows users to easily monitor operational data, measurement trends, and access measurement history for the past 12 months.

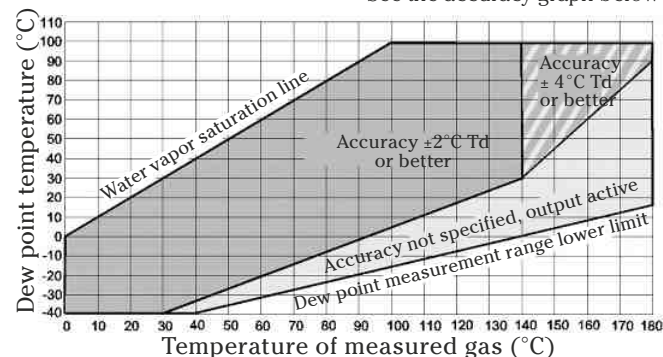
## Technical Data

### Measured Variables DMT345

#### DEW POINT DMT345

Sensor	Vaisala DRYCAP®180S
Measurement range	-40 ... +100 °C (-40 ... +212 °F) Td
Accuracy	±2°C (±3.6 °F) Td

See the accuracy graph below



Dew point accuracy vs. measurement conditions

Response time 63% [90%] flow rate 1 l/min and 1 bar pressure	
from dry to wet	5 s [10 s]
from wet to dry including auto-calibration	45 s [5 min]

The optional data logger, with real-time clock, makes it possible to generate over four years of measurement history and zoom in on any desired time or time frame.

The display alarm allows tracking of any measured parameter, with freely configurable low and high limits.

### Versatile Outputs and Data Collection

DMT345 and DMT346 transmitters can support up to three analog outputs; an isolated galvanic power supply and relay outputs are also available.

For serial interface the USB connection, RS232, and RS485 can be used.

DMT345 and DMT346 are also capable of applying the MODBUS communication protocol and, together with an appropriate connection option, provide either MODBUS RTU (RS485) or MODBUS TCP/IP (Ethernet) communication.

The data logger, with real-time clock and battery backup, guarantees reliable logging of measurement data for over four years. The recorded data can be viewed on the local display or transferred to a PC with Microsoft Windows® software. The transmitter can also be connected to a network with an optional (W)LAN interface, which enables a (wireless) Ethernet connection. A USB service cable makes it easy to connect the DMT345/346 to a PC via the service port.

Units are delivered installation-ready.

#### TEMPERATURE DMT345

Measurement range	0 ... +180 °C (+32 ... +356°F)
with sensor warming	upper range limited by humidity
	(at 80 %RH warming is switched on and T reading not actual process temperature)
Accuracy	±0.4 °C at 100 °C
Temperature sensor	Pt100 RTD Class F0.1 IEC 60751

#### RELATIVE HUMIDITY DMT345

Measurement range	0 ... 100 %RH
with sensor warming	0 ... 80 %RH
Accuracy	
below 10 %RH	±10% of reading
above 10 %RH	±1.5 %RH + 1.5% of reading

#### MIXING RATIO DMT345

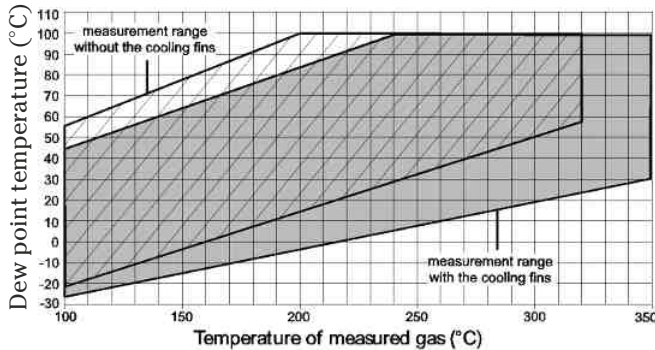
Measurement range (typical)	0 ... 1000 g/kg (0 ... 7000 gr/lbs)
Accuracy (typical)	±12% of reading

# Technical Data

## Measured Variables DMT346

DEW POINT DMT346

Sensor Vaisala DRYCAP®180S  
 Measurement range -25 ... +100 °C (-13 ... +212 °F) Td  
 Accuracy ±2 °C (±3.6 °F) Td  
 See the accuracy graph below



Dew point accuracy vs. measurement conditions

Response time 63% [90%] flow rate 1 l/min and 1 bar pressure  
 from dry to wet 5 s [10 s]  
 from wet to dry including auto-calibration 45 s [5 min]

MIXING RATIO DMT346

Measurement range (typical) 0 ... 1000 g/kg (0 ... 7000 gr/lbs)  
 Accuracy (typical) ±12% of reading

## Operating Environment, DMT345 and DMT346

Mechanical durability up to +180 °C (+356 °F) for DMT345  
 of probes up to +350 °C (+662 °F) for DMT346  
 of transmitter body -40 ... +60 °C (-40 ... +140 °F)  
 with display 0 ... +60 °C (32 ... +140 °F)  
 Storage temperature range -55 ... +80 °C (-67 ... +176 °F)  
 Pressure range for probes slight pressure difference (~ 200 mbar)  
 Measured gases non-corrosive gases  
 Electromagnetic compatibility Complies with EMC standard  
 EN61326-1, Industrial environment  
 Note: Transmitter with display test impedance of 40 ohm is used in IEC61000-4-5 (Surge immunity)

## Inputs and Outputs, DMT345 and DMT346

Operating voltage 10 ... 35 VDC, 24 VAC ±20%  
 with optional power supply module 100 ... 240 VAC 50/60 Hz  
 Default start-up time  
 initial reading after power-up 3 s  
 full operation after sensor purge and autocalibration about 6 min  
 Power consumption @ 20 °C (U<sub>in</sub> 24 VDC)  
 U<sub>out</sub> 2x0 ... 1V/0 ... 5V/0 ... 10V max. 25 mA  
 I<sub>out</sub> 2x0 ... 20mA max. 60 mA  
 RS232 max. 25 mA  
 display and backlight + 20 mA  
 during sensor purge max. + 110 mA  
 Analog outputs (2 standard, 3rd optional)  
 current output 0 ... 20 mA, 4 ... 20 mA  
 voltage output 0 ... 1 V, 0 ... 5 V, 0 ... 10 V  
 Accuracy of analog outputs at 20 °C ± 0.05% full scale

Temperature dependence of analog outputs ± 0.005%/°C full scale  
 External loads  
 current outputs R<sub>L</sub> < 500 ohm  
 0 ... 1V output R<sub>L</sub> > 2 kohm  
 0 ... 5V and 0 ... 10V outputs R<sub>L</sub> > 10 kohm  
 Max. wire size 0.5 mm<sup>2</sup> (AWG 20) stranded  
 wires recommended  
 Digital outputs RS232, RS485 (optional)  
 Protocols ASCII commands, MODBUS RTU  
 Service connection RS232, USB  
 Relay outputs 2+2 pcs (optional) 0.5 A, 250 VAC, SPDT  
 Ethernet interface (optional)  
 Supported standards 10BASE-T, 100BASE-TX  
 Connector 8P8C (RJ45)  
 IPv4 address assignment DHCP (automatic), static  
 Protocols Telnet, MODBUS TCP/IP  
 WLAN interface (optional) DHCP (automatic), static  
 Supported standards 802.11b  
 Antenna connector type RP-SMA  
 IPv4 address assignment DHCP (automatic), static  
 Protocols Telnet, MODBUS TCP/IP  
 Security WEP 64/128, WPA WPA2/802.11i  
 Authentication / Encryption (WLAN)  
 Open / no encryption  
 Open / WEP  
 WPA Pre-shared key / TKIP  
 WPA Pre-shared key / CCMP (a.k.a. WPA2)  
 Optional data logger with real-time clock  
 Logged parameters max. four with trend/min/max values  
 Logging interval 10 sec. (fixed)  
 Max. logging period 4 years, 5 months  
 Logged points 13.7 million points per parameter  
 Battery lifetime min. 5 years  
 Display LCD with backlight, graphical trend display  
 Menu languages English, Chinese, Finnish, French, German, Japanese, Russian, Spanish, Swedish

## Mechanics, DMT345 and DMT346

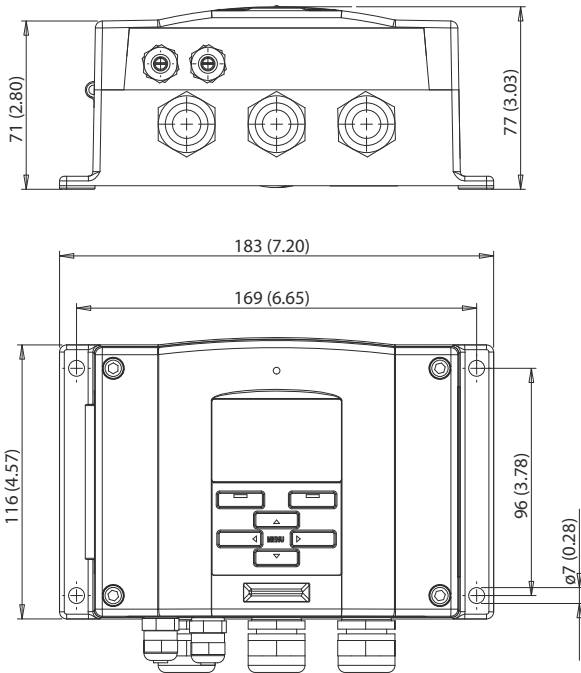
Cable bushing M20x1.5 for cable diameter  
 8 ... 11mm/0.31 ... 0.43"  
 Conduit fitting (optional) 1/2"NPT  
 User cable connector (optional) M12 series 8-pin (male)  
 option 1 female plug with 5 m (16.4 ft.) black cable  
 option 2 female plug with screw terminals  
 USB-RJ45 Serial Connection Cable 219685  
 Probe cable diameter 5.5 mm  
 Standard probe cable lengths 2 m, 5 m or 10 m  
 (Additional cable lengths available, please see order forms for details)  
 Housing material G-AlSi 10 Mg (DIN 1725)  
 Housing classification IP 66  
 IP65 (NEMA4X) with local display  
 Weight  
 depending on selected probe, cable, and modules 1.0 – 3.0 kgs

# Technical Data

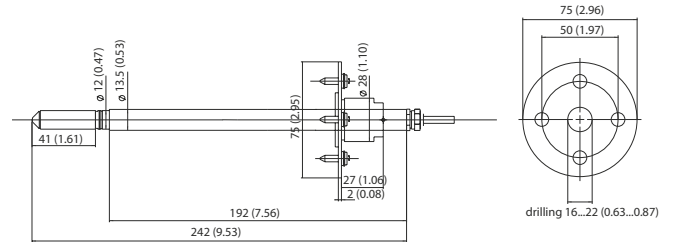
## Dimensions

Dimensions in mm (inches)

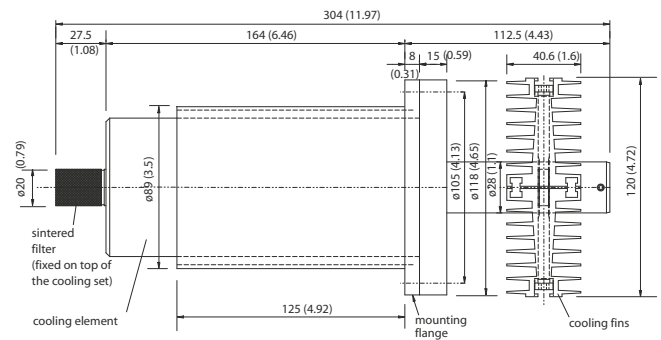
DMT345 and DMT346 transmitter housing



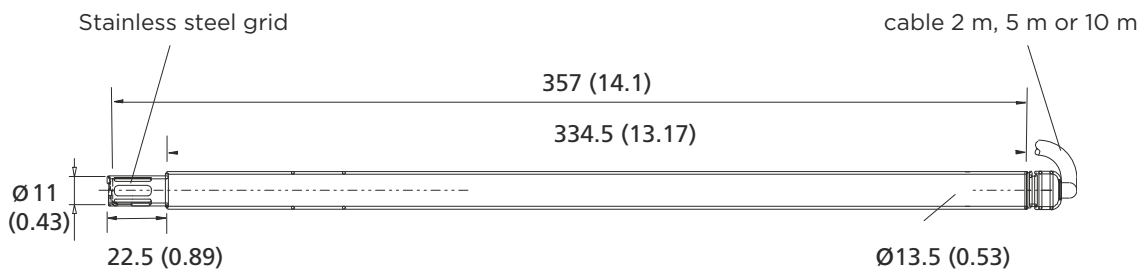
DMT345 probe and mounting flange



DMT346 cooling set



DMT346 probe



DRYCAP® is a registered trademark of Vaisala.

**VAISALA**

Please contact us at  
[www.vaisala.com/requestinfo](http://www.vaisala.com/requestinfo)



Scan the code for more information

Ref. B210723EN-F ©Vaisala 2013  
 This material is subject to copyright protection, with all copyrights retained by Vaisala and its individual partners. All rights reserved. Any logos and/or product names are trademarks of Vaisala or its individual partners. The reproduction, transfer, distribution or storage of information contained in this brochure in any form without the prior written consent of Vaisala is strictly prohibited. All specifications — technical included — are subject to change without notice.

[www.vaisala.com](http://www.vaisala.com)

