


PICOTHERM

Swiss based Trafag is a leading international supplier of high quality sensors and monitoring instruments for the measurement of pressure and temperature.



Applications

- Shipbuilding
- Engine manufacturing
- Railways
- Hydraulics
- HVAC



Features

- Compact design
- Rugged housing
- High repeatability
- Protection IP65
- Any mounting position possible

Technical Data

Designation of application	Compact thermostat for shipbuilding	Switching differential	Not adjustable
Measuring range	+5°C ... +95°C to +20°C ... +150°C	Repeatability	± 1 % FS typ.
Output signal	Floating change-over contact	Approval / conformity	ABS, BV, CCS, DNV, GL, KRS, LRS, NKK, RINA, RMRS EN60730-1/ EN60730-2-9: Typ 2.B.H

06/2016

Data sheet H72113m

Subject to change

Ordering information/type code

		474 .	XX	XX	XXX	XX	XXXX	XXXX	XX	XX
Micro-switch	Standard, switching differential not adjustable	03								
Range	Range [°C]	Sensor max. [°C]								
	+5 ... +95	100	20							
	+20 ... +110	115	23							
	+20 ... +150	165	31							
Sensor	Sensor diameter [mm]									
	Ø7		322							
	Ø12		342							
Fixing ²⁾	Flange connection (for remote sensing version)					00				
	Captive nut (for direct mounting version)					14				
Protection tube	Mounting	Suitable for sensor	Protection tube diameter [mm]	Protection tube length [mm]						
	For direct mounting version	322	10	150	1416					
	For direct mounting version	342	15	65	1419					
	For remote sensing version	322	10	150	8316					
	For remote sensing version	342	15	65	8319					
Protection tube length	Protection tube length [mm]									
	65				0065					
	150				0150					
Accessories	Female electrical connector EN175301-803-A (DIN43650-A)									58
	Capillary tube protection: Flexible metal tube, brass nickel plated									90
	Fixing set									V3
	Cover with window									77
Capillary tube length	Capillary tube length up to 5000 mm (no specification required for direct mounting on protection tube) L = XXXX									
	Standard length: L = 3000 mm with flexible metal tube									

²⁾ See data sheet H72106

Standard products (extra short lead time)

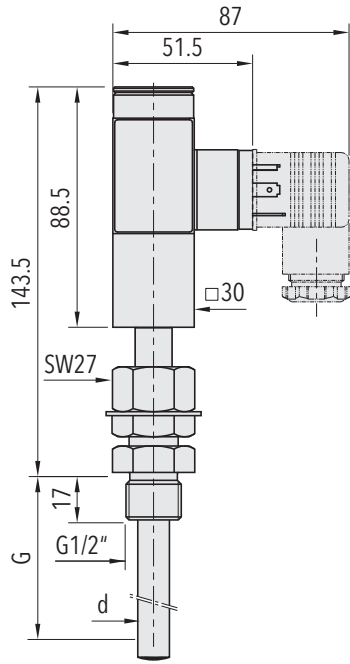
Product No.	Type Code	Temperature range [°C]	Protection tube diameter [mm]	Protection tube length [mm]	Switching differential [°C]	Sensor max. [°C]
ISPT9515	474 0320 322 14 1416 0150 58 V3	+5 ... +95	10	150	4 (fixed)	100
ISPT9565	474 0320 342 14 1419 0065 58 V3	+5 ... +95	15	65	4 (fixed)	100
ISPT11015	474 0323 322 14 1416 0150 58 V3	+20 ... +110	10	150	4 (fixed)	115
ISPT11065	474 0323 342 14 1419 0065 58 V3	+20 ... +110	15	65	4 (fixed)	115
ISPT15015	474 0331 322 14 1416 0150 58 V3	+20 ... +150	10	150	5 (fixed)	165
ISPT15065	474 0331 342 14 1419 0065 58 V3	+20 ... +150	15	65	5 (fixed)	165
ISP9515	474 0320 322 00 8316 0150 58 90 V3	+5 ... +95	10	150	4 (fixed)	100
ISP9565	474 0320 342 00 8319 0065 58 90 V3	+5 ... +95	15	65	4 (fixed)	100
ISP11015	474 0323 322 00 8316 0150 58 90 V3	+20 ... +110	10	150	4 (fixed)	115
ISP11065	474 0323 342 00 8319 0065 58 90 V3	+20 ... +110	15	65	4 (fixed)	115
ISP15015	474 0331 322 00 8316 0150 58 90 V3	+20 ... +150	10	150	6 (fixed)	165
ISP15065	474 0331 342 00 8319 0065 58 90 V3	+20 ... +150	15	65	6 (fixed)	165

Specifications		
Accuracy	Repeatability	± 1 % FS typ.
	Stability typ.	± 1 % FS typ.
	Scale accuracy typ.	± 4 % FS typ.
	Switching differential	See table
	Switching point	Temperature compensated with bimetal switch lever
Environmental Conditions	Ambient temperature	-30 ... +70°C
	Storage temperature	-40°C ... 85°C
	Protection	IP65
	Humidity	Max. 95% relative
	Vibration	5...25 Hz: ±1.6 mm 25...100 Hz: 4g
	Shock	50g/ 11ms
Mechanical Data	Housing	Copper (Cu)
	Filling	Liquid
	Protection tube	Brass nickel plated
	Housing	AlMgSi1 anodized
	Male electrical plug	Polyamid, (PA)
	Installation	Any position
	Weight	~ 260 g
Microswitch	Rating	See table
	Resistance of insulation	> 10 MΩ
	Dielectric strength	2 kV terminal ground
	Life time (mechanical)	10 Mio. cycles
Electrical connection	Cable gland	Cable-Ø: 6...13 mm
	Terminal screw	4 x 0.5...1.5 mm ²

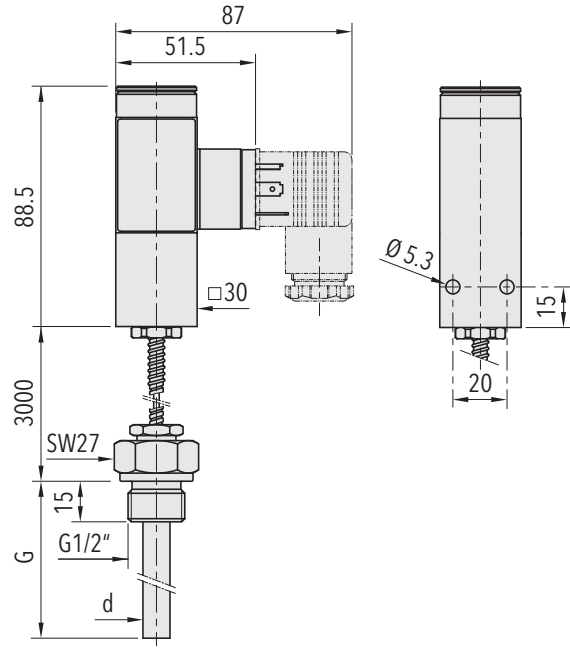
Additional information

Documents	Data sheet	www.trafag.com/H72113
	Instructions	www.trafag.com/H73113
	Flyer	www.trafag.com/H70953

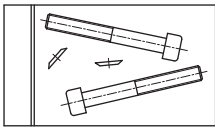
Dimensions



474.XXXX.XXX.14.14XX...



474.XXXX.XXX.00.83XX...



M5x40 ISO4762

474...V3

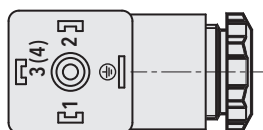
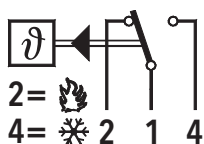
Switching differential typ.

Measuring range	[°C]	+5 ... +95	+20 ... +110	+20 ... +150
Sensor max.	[°C]	100	115	165
Microswitch 03: Switching differential not adjustable	[°C]	4.0	4.0	6.0

Electrical data switch

Type	Features	Rating	
		Resistive Load (Inductive Load)	
		AC	DC
03	Silver contacts	250 V, 3 (1) A	250 V, 0.1 (0.05) A 220 V, 0.25 (0.2) A 110 V, 0.5 (0.3) A 24 V, 2.0 (1.0) A

Electrical Connection



DIN 43650-A