


LABOR LIMISTAT

Swiss based Trafag is a leading international supplier of high quality sensors and monitoring instruments for measurement of pressure and temperature.



Applications

- Machine tools

Features

- Without housing
- Short response time
- Electrical connection on terminal screw

Technical Data

Designation of application	Remote sensing thermostat with limiter, skeleton type	Switching differential	Not adjustable
Measuring range	-30°C ... +40°C to +70°C ... +350°C	Repeatability	± 0.5 % FS typ.
Output signal	Floating change-over contact	Approval / conformity	EN60730-1/ EN60730-2-9: Typ 2.B.H

03/2018

Data sheet H72124m

Subject to change

Ordering information/type code

		L...R . XX	XX	XXX	XX	XXXXXXXXXX	XX	XX	
Custom build code	For increasing temperatures, screw terminal	755 . 12							
Range	Range [°C]	Sensor max. [°C]							
	-30 ... +40	45	01	-10 ... +80	85	95			
	-10 ... +25	60	07	+5 ... +95	105	20			
	0 ... +35	70	09	+20 ... +110	115	23			
	+10 ... +45	85	11	+20 ... +150	165	31			
	+10 ... +80	100	13	+20 ... +230	250	24			
	+15 ... +30	60	17	+40 ... +300	330	53			
	-10 ... +35	70	94	+70 ... +350	380	54			
Sensor ¹⁾	Range	Sensor diame- ter [mm]	Sensor material		Range	Sensor diame- ter [mm]	Sensor material		
	01, 07, 09, 11, 13, 17	Ø7	Stainless steel	421	24, 53, 54	Ø4.7	Copper	112	
	94, 95, 20, 23, 31	Ø4.7	Stainless steel	311	24, 53, 54	Ø7	Copper	122	
	94, 95, 20, 23, 31	Ø7	Stainless steel	321	24, 53, 54	Ø9	Copper	132	
	94, 95, 20, 23, 31	Ø9	Stainless steel	331	01, 07, 09, 11, 13, 17	Ø4.7	Copper nickel plated	413	
	94, 95, 20, 23, 31	Ø9	Stainless steel	331	01, 07, 09, 11, 13, 17	Ø7	Copper nickel plated	423	
	24, 53, 54	Ø4.7	Stainless steel	111	01, 07, 09, 11, 13, 17	Ø9	Copper nickel plated	433	
	24, 53, 54	Ø7	Stainless steel	121	94, 95, 20, 23, 31	Ø4.7	Copper nickel plated	313	
	24, 53, 54	Ø9	Stainless steel	131	94, 95, 20, 23, 31	Ø7	Copper nickel plated	323	
	01, 07, 09, 11, 13, 17	Ø4.7	Copper	412	94, 95, 20, 23, 31	Ø9	Copper nickel plated	333	
	01, 07, 09, 11, 13, 17	Ø7	Copper	422	24, 53, 54	Ø4.7	Copper nickel plated	113	
	01, 07, 09, 11, 13, 17	Ø9	Copper	432	24, 53, 54	Ø7	Copper nickel plated	123	
	94, 95, 20, 23, 31	Ø4.7	Copper	312	24, 53, 54	Ø9	Copper nickel plated	133	
	94, 95, 20, 23, 31	Ø7	Copper	322					
	94, 95, 20, 23, 31	Ø9	Copper	332					
	Fixing ²⁾	Nut M10 (for remote sensing version)							10
		Angle bracket (for remote sensing version)							17
		Bracket (for remote sensing version)							27
Grubscrew locked, lateral (direct mounting version) ⁴⁾								12	
Cap nut (for direct mounting version) ⁴⁾								14	
	Grubscrew locked with spacer (cooling element) (for direct mounting version)							18	
Protection tube	See data sheet H72114/H72163							XXXX.XXXX	
Accessories	Switchpoint locking		15	Condensator over Pin 1-3				13	
	Switchpoint fixed and sealed upon customer's request		88	Condensators over Pin 1-2 / 1-3				23	
	Switchpoint preset upon customer's request, no guarantee on switching accuracy		83	Railway version IEC 61373, category 2				28	
	Switchpoint adjustment please indicate when ordering: - Switchpoint [°C]			Capillary tube protection: Flexible metal tube, brass nickel plated				90	
	- Increasing or decreasing			Capillary tube protection: Flexible metal tube 1.4541/V2A				91	
	Condensator over Pin 1-2		12	Capillary tube protection: PVC tube				92	
Capillary tube length	Capillary tube length up to 5000 mm (no specification required for direct mounting on protection tube) L=XXXX ³⁾								

¹⁾ See data sheet H72114/H72163

²⁾ See data sheet H72106

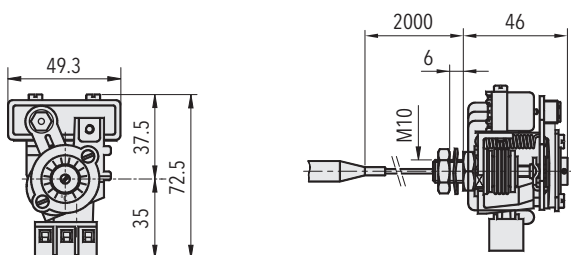
³⁾ Overlengths upon request

⁴⁾ Media max. 150°C in continuous operation

Standard products (extra short lead time)

Product No.	Type Code	Sensor material	Temperature range [°C]	Sensor max. [°C]
L95R	755 1220 322 10	Copper	+5 ... +95	105
L150R	755 1231 322 10	Copper	+20 ... +150	165
L230SR	755 1224 121 10	1.4435 (AISI316L)	+20 ... +230	250
L350SR	755 1254 121 10	1.4435 (AISI316L)	+70 ... +350	380

Dimensions



755.12XX.XXX.XX...

Specifications		
Accuracy	Repeatability	$\pm 0.5 \% \text{ FS typ.}$
	Scale accuracy typ.	$\pm 2 \% \text{ FS typ.}$
	Switching differential	See table
	Switching point	Temperature compensated with bimetal switch lever
Environmental conditions	Ambient temperature	Range $\leq +45^{\circ}\text{C}$: $-30\dots+50^{\circ}\text{C}$ Range $+45\dots+250^{\circ}\text{C}$: $-30\dots+70^{\circ}\text{C}$ Range $> +250^{\circ}\text{C}$: $-10\dots+70^{\circ}\text{C}$ (Important: Temperature at sensor may not exceed maximum sensortemperature)
	Storage temperature	Range $\leq +45^{\circ}\text{C}$: $-30^{\circ}\text{C} \dots +50^{\circ}\text{C}$ Range $> +45^{\circ}\text{C}$: $-30^{\circ}\text{C} \dots +85^{\circ}\text{C}$
	Protection	IP00
	Humidity	Max. 95 % relative
Mechanical Data	Filling	Liquid
	Housing	See ordering information
	Installation	any position
	Weight	$\sim 250 \text{ g}$
Microswitch	Rating	See table
	Resistance of insulation	$> 2 \text{ M}\Omega$
	Dielectric strength	2 kV terminal ground
	Life time (mechanical)	0.3 Mio. cycles
Electrical connection	Terminal screw	$3 \times 1\dots 2.5 \text{ mm}^2$

Additional information

Documents	Data sheet	www.trafag.com/H72124
	Instructions	www.trafag.com/H70211
	Flyer	www.trafag.com/H70968

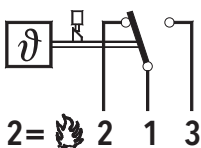
Switching differential typ.

Measuring range	[°C]	-30 ... +40 -10 ... +25 0 ... +35 +15 ... +30 +10 ... +45 +10 ... +80	-10 ... +35 -10 ... +80 +5 ... +95 +20 ... +110	+20 ... +150	+20 ... +230	+40 ... +300 +70 ... +350
Microswitch 12: Switching differential not adjustable	[°C]	2.0	6.0	7.5	9.0	12.0

Electrical data switch

Type	Features	Rating	
		Resistive Load (Inductive Load)	
		AC	DC
12	Average switching differential, high vibration resistance	125 V, 15 (1.5) A 250 V, 15 (1.25) A 500 V, 10 (0.75) A	250 V, 0.3 (0.2) A 125 V, 0.75 (0.4) A 30 V, 15 (1.5) A 14 V, 15 (1.5) A

Electrical Connection



755.12