

80x80x25 mm

53.0~60.0 CFM

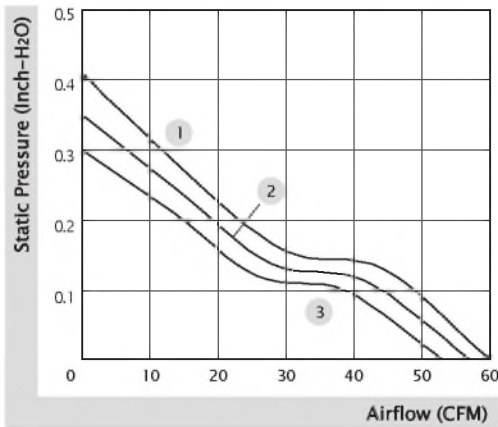


■ Specification

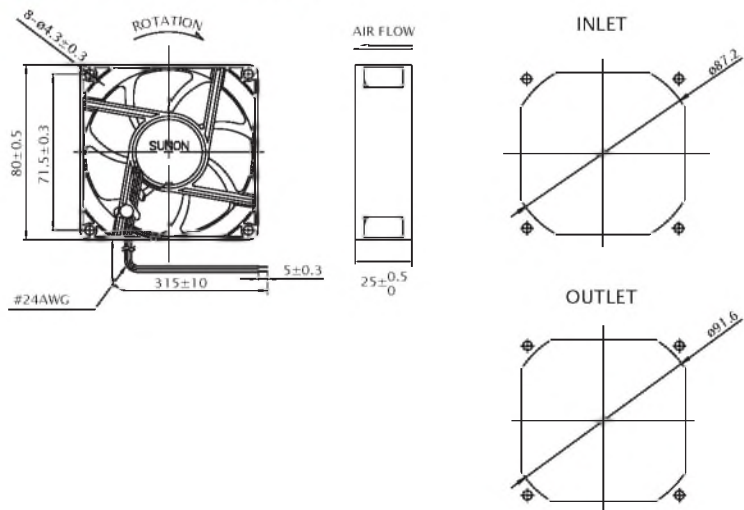
	Bearing	Rated Voltage	Power Current	Power Consumption	Speed	Airflow	Static Pressure	Noise	Weight	Curve
	● VAPO	(VDC)	(mA)	(WATTS)	(RPM)	(CFM)	(Inch-H ₂ O)	(dB(A))	(g)	
PF80251V1-10000-A99	●	12	310	3.72	4800	60.0	0.41	44.7	91.0	1
PF80251V2-10000-A99	●	12	240	2.88	4500	57.0	0.35	43.1	91.0	2
PF80251V3-10000-A99	●	12	200	2.40	4200	53.0	0.30	41.5	91.0	3
PF80252V1-10000-A99	●	24	180	4.32	4800	60.0	0.41	44.7	91.0	1
PF80252V2-10000-A99	●	24	126	3.03	4500	57.0	0.35	43.1	91.0	2
PF80252V3-10000-A99	●	24	110	2.64	4200	53.0	0.30	41.5	91.0	3

■ Function R Type : F99 / F Type : G99 / PWM : H99, Q99, S99

■ Air Flow-Static Pressure Characteristics



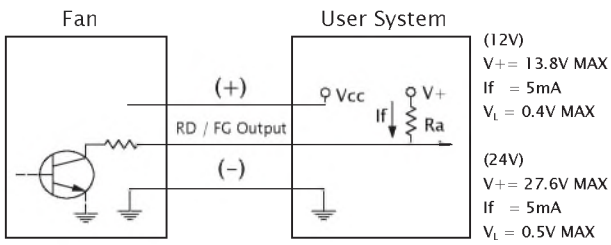
■ External Dimensions(mm)



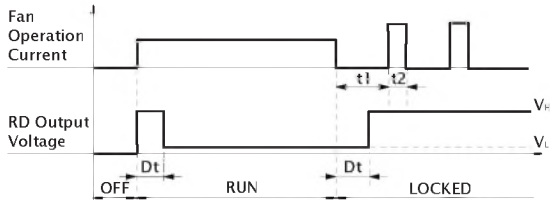
※ All model could be customized. Please contact with Sunon Sales.

※ Specifications are subject to change without notice. Please Visit SUNON website at www.sunon.com for update information.

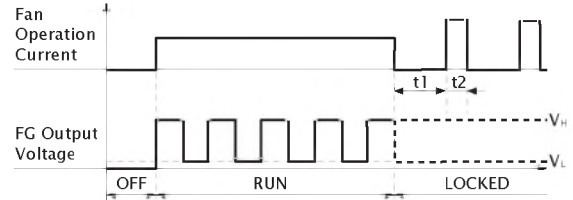
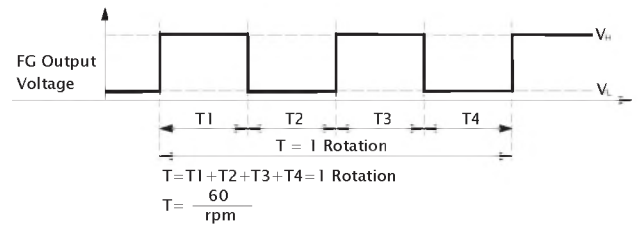
RD / FG Output Signal



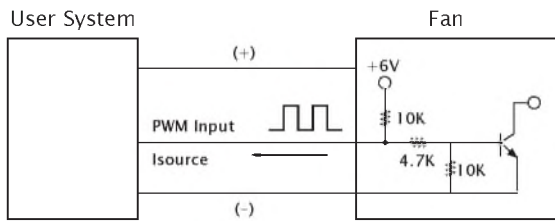
[RD Signal]



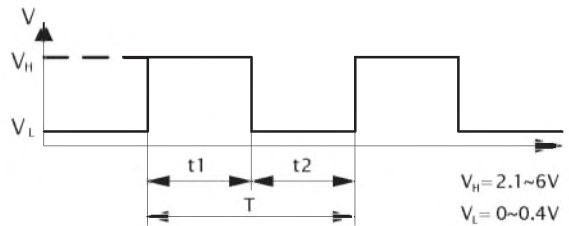
[FG Signal]



PWM Input Signal



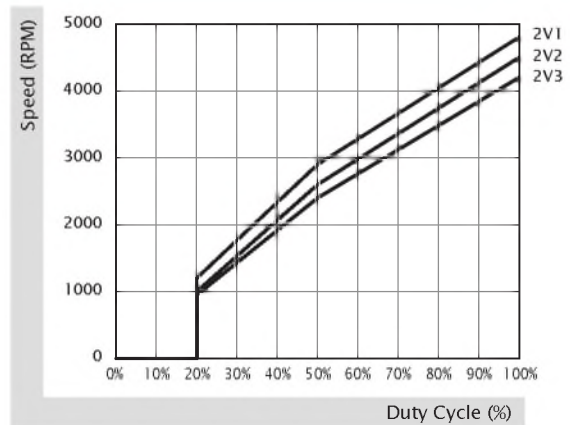
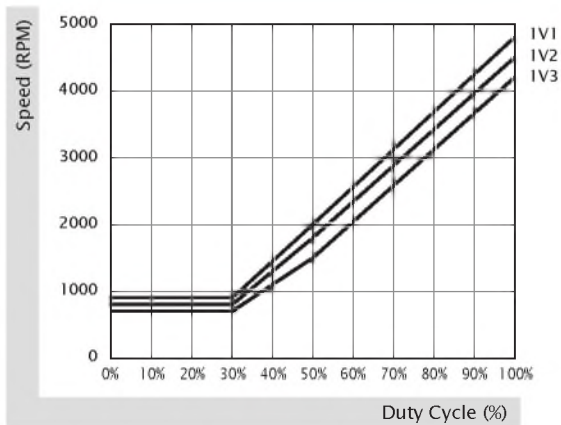
PWM FREQUENCY: 25KHZ
 $I_{\text{source}} = 0.5\text{mA}$ at PWM Input Voltage 0V
 The speed is default to be maximum if PWM input pin is unconnected.



1. Period : $T = \frac{1}{f_{\text{PWM}}} = t_1 + t_2 (\text{sec})$

2. Duty Cycle (D.C.) : $\frac{t_1}{t_1 + t_2} \times 100 = \frac{t_1}{T} \times 100(\%)$

PWM Curve



80x80x25 mm

53.0~60.0 CFM

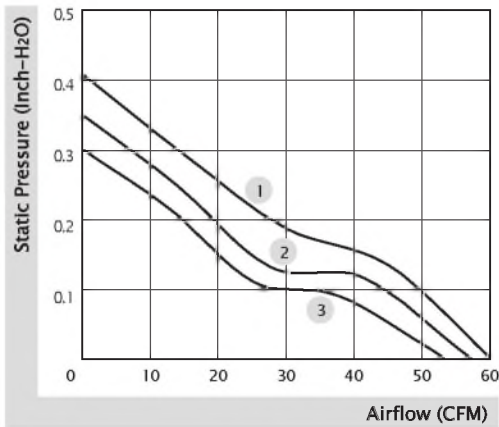


■ Specification

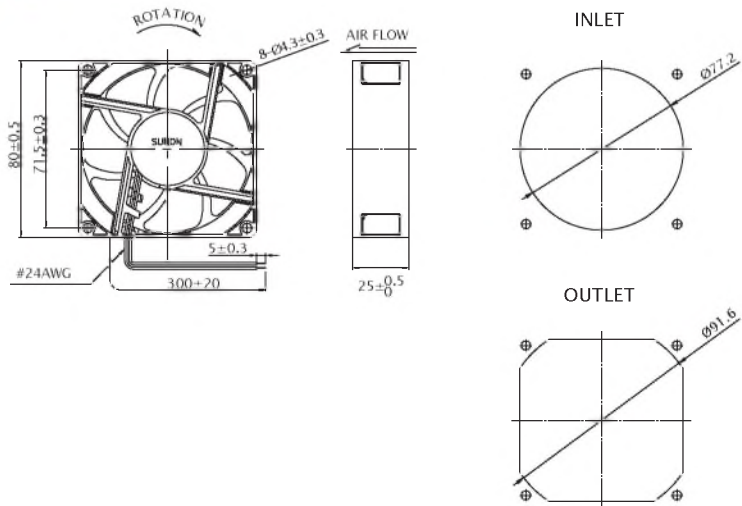
Model	Bearing	Rated Voltage	Power Current	Power Consumption	Speed	Airflow	Static Pressure	Noise	Weight	Curve
	2BALL Sleeve	(VDC)	(mA)	(WATTS)	(RPM)	(CFM)	(inch-H ₂ O)	(dB(A))	(g)	
PF80251B1-10000-A99	☛	12	295	3.54	4800	60.0	0.41	45.5	91.0	1
PF80251B2-10000-A99	☛	12	255	3.06	4500	57.0	0.35	44.0	91.0	2
PF80251B3-10000-A99	☛	12	195	2.34	4200	53.0	0.30	42.5	91.0	3
PF80252B1-10000-A99	☛	24	155	3.72	4800	60.0	0.41	45.5	91.0	1
PF80252B2-10000-A99	☛	24	135	3.24	4500	57.0	0.35	44.0	91.0	2
PF80252B3-10000-A99	☛	24	100	2.40	4200	53.0	0.30	42.5	91.0	3

■ Function R Type : F99 / F Type : G99 / PWM : H99, Q99, S99

■ Air Flow-Static Pressure Characteristics



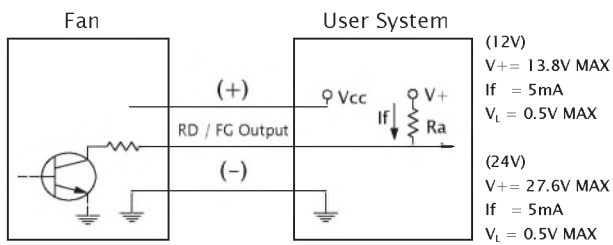
■ External Dimensions(mm)



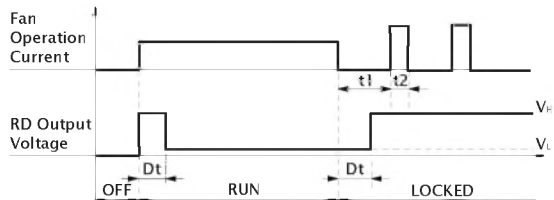
* All model could be customized. Please contact with Sunon Sales.

* Specifications are subject to change without notice. Please Visit SUNON website at www.sunon.com for update information.

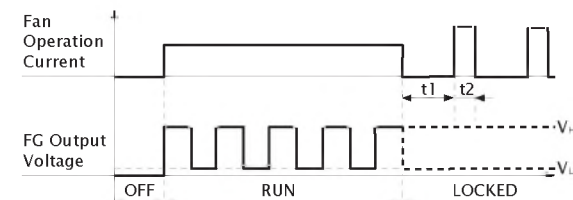
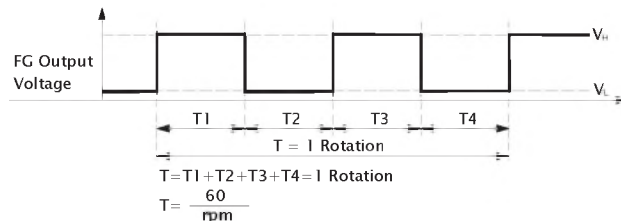
RD / FG Output Signal



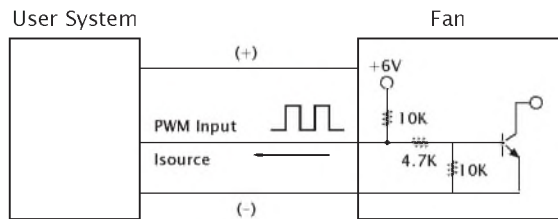
[RD Signal]



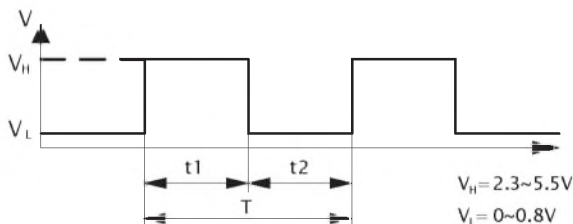
[FG Signal]



PWM Input Signal

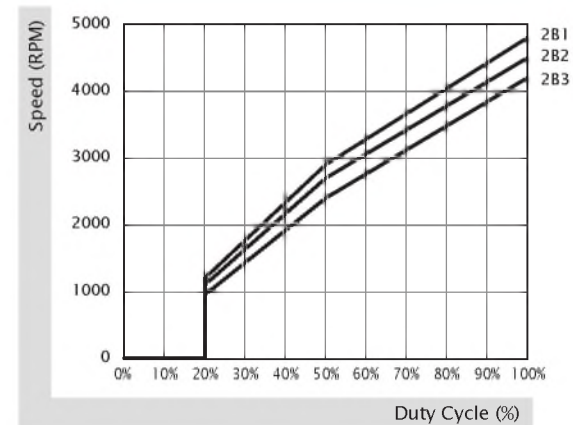
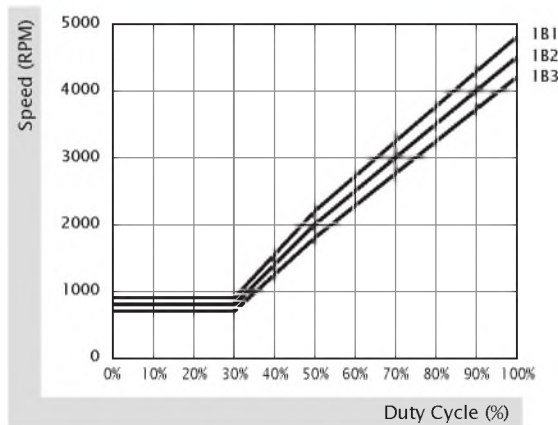


PWM FREQUENCY: 25KHZ
 Isource=0.6mA at PWM Input Voltage 0V
 The speed is default to be maximum if PWM input pin is unconnected.



1. Period : $T = \frac{1}{f_{PWM}} = t1 + t2(\text{sec})$
2. Duty Cycle (D.C.) : $\frac{t1}{t1+t2} \times 100 = \frac{t1}{T} \times 100(\%)$

PWM Curve




80x80x25 mm

33.0~41.0 CFM

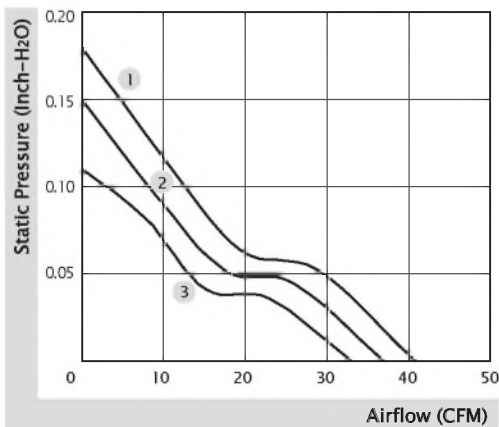


■ Specification

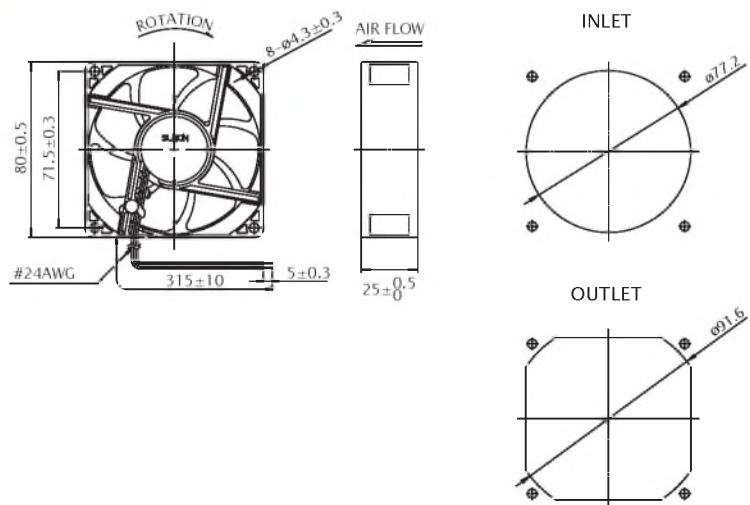
	Bearing	Rated Voltage	Power Current	Power Consumption	Speed	Airflow	Static Pressure	Noise	Weight	Curve
	● VAPO	(VDC)	(mA)	(WATTS)	(RPM)	(CFM)	(inch-H ₂ O)	(dB(A))	(g)	
MF80251V1-10000-A99	●	12	120	1.44	3200	41.0	0.18	33.0	75.0	1
MF80251V2-10000-A99	●	12	92	1.11	2900	37.0	0.15	30.0	75.0	2
MF80251V3-10000-A99	●	12	65	0.78	2600	33.0	0.11	28.0	75.0	3
MF80252V1-10000-A99	●	24	65	1.56	3200	41.0	0.18	33.0	75.0	1
MF80252V2-10000-A99	●	24	50	1.20	2900	37.0	0.15	30.0	75.0	2
MF80252V3-10000-A99	●	24	40	0.96	2600	33.0	0.11	28.0	75.0	3
Model	○ 2BALL Sleeve	(VDC)	(mA)	(WATTS)	(RPM)	(CFM)	(inch-H ₂ O)	(dB(A))	(g)	
EF80251S1-10000-A99	○	12	120	1.44	3200	41.0	0.18	33.0	75.0	1
EF80251S2-10000-A99	○	12	95	1.14	2900	37.0	0.15	30.0	75.0	2
EF80251S3-10000-A99	○	12	70	0.84	2600	33.0	0.11	28.0	75.0	3
EF80252S1-10000-A99	○	24	55	1.32	3200	41.0	0.18	33.0	75.0	1
EF80252S2-10000-A99	○	24	42	1.01	2900	37.0	0.15	30.0	75.0	2

- Function (MF Series) R Type : F99 / F Type : G99
 (EF Series, Speed 1) R Type : F99 / F Type : G99
 (EF Series, Speed 2,3) F Type : G99

■ Air Flow-Static Pressure Characteristics

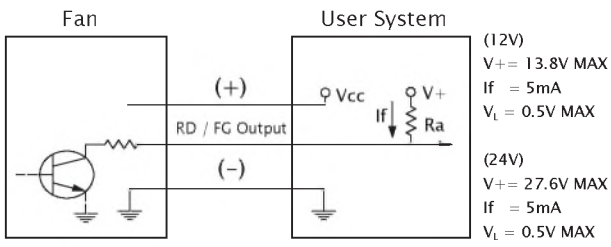


■ External Dimensions(mm)

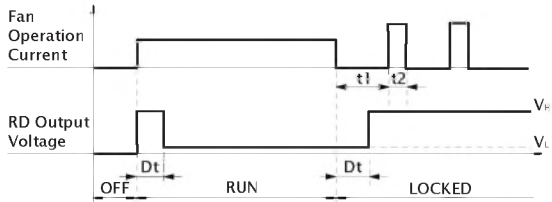


※ All model could be customized. Please contact with Sunon Sales.
 ※ Specifications are subject to change without notice. Please Visit SUNON website at www.sunon.com for update information.

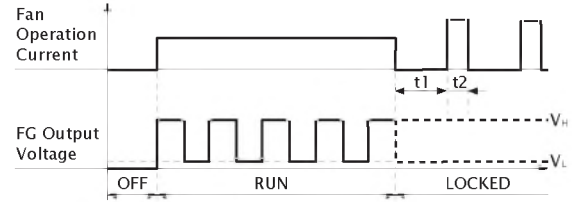
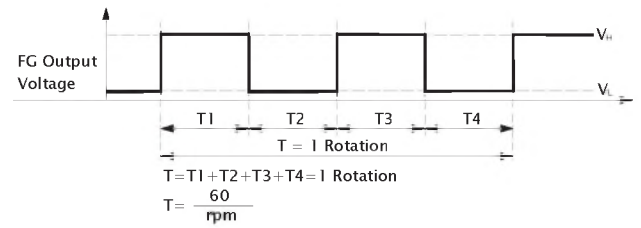
■ RD / FG Output Signal



[RD Signal]



[FG Signal]



80x80x25 mm

33.0~45.0 CFM

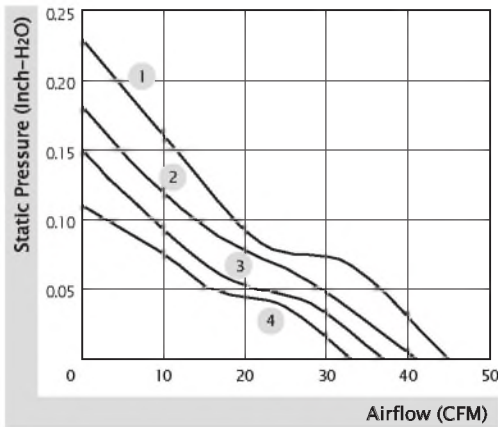


■ Specification

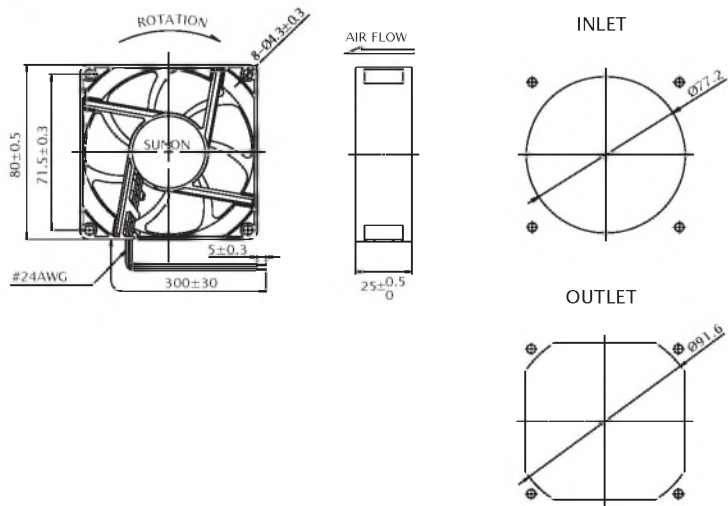
Model	Bearing	Rated Voltage	Power Current	Power Consumption	Speed	Airflow	Static Pressure	Noise	Weight	Curve
	2BALL Sleeve	(VDC)	(mA)	(WATTS)	(RPM)	(CFM)	(inch-H ₂ O)	(dB(A))	(g)	
EE80251BX-0000-A99	☛	12	150	1.80	3600	45.0	0.23	38.0	89.0	1
EF80251B1-10000-A99	☛	12	125	1.50	3200	41.0	0.18	33.0	75.0	2
EF80251B2-10000-A99	☛	12	90	1.08	2900	37.0	0.15	30.0	75.0	3
EF80251B3-10000-A99	☛	12	65	0.78	2600	33.0	0.11	28.0	75.0	4
EE80252BX-0000-A99	☛	24	80	1.90	3600	45.0	0.23	38.0	89.0	1
EF80252B1-10000-A99	☛	24	65	1.56	3200	41.0	0.18	33.0	75.0	2
EF80252B2-10000-A99	☛	24	48	1.16	2900	37.0	0.15	30.0	75.0	3
EF80252B3-10000-A99	☛	24	36	0.89	2600	33.0	0.11	28.0	75.0	4

■ Function R Type : F99 / F Type : G99

■ Air Flow-Static Pressure Characteristics



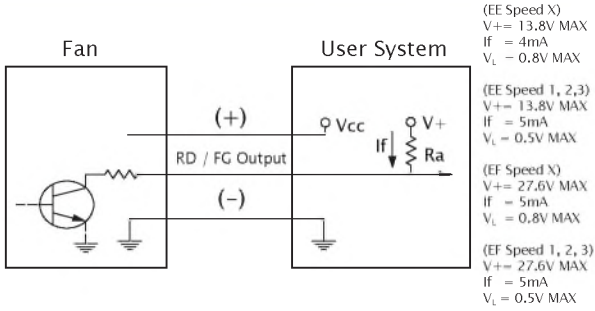
■ External Dimensions(mm)



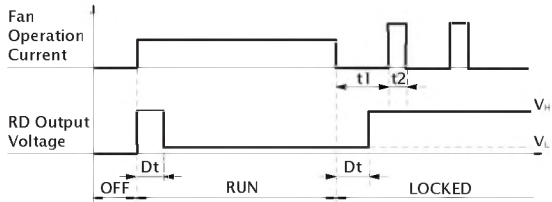
* All model could be customized. Please contact with Sunon Sales.

* Specifications are subject to change without notice. Please Visit SUNON website at www.sunon.com for update information.

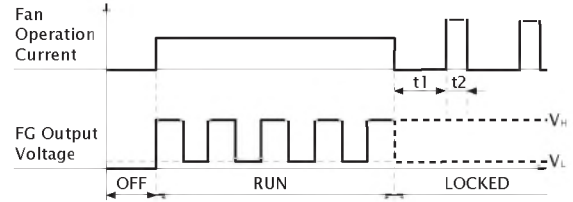
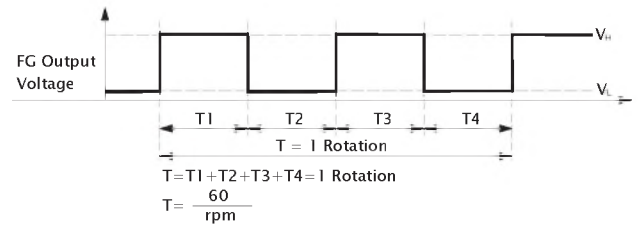
■ RD / FG Output Signal



[RD Signal]



[FG Signal]




80x80x25 mm

23.9 CFM

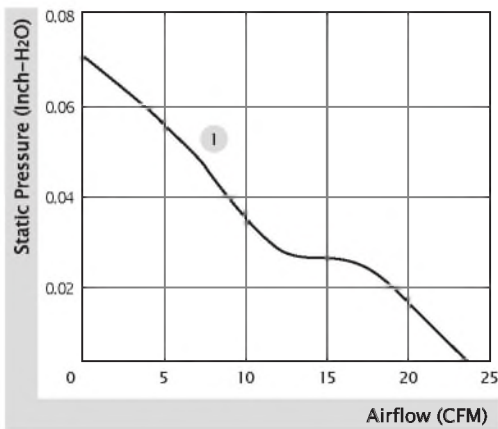


■ Specification

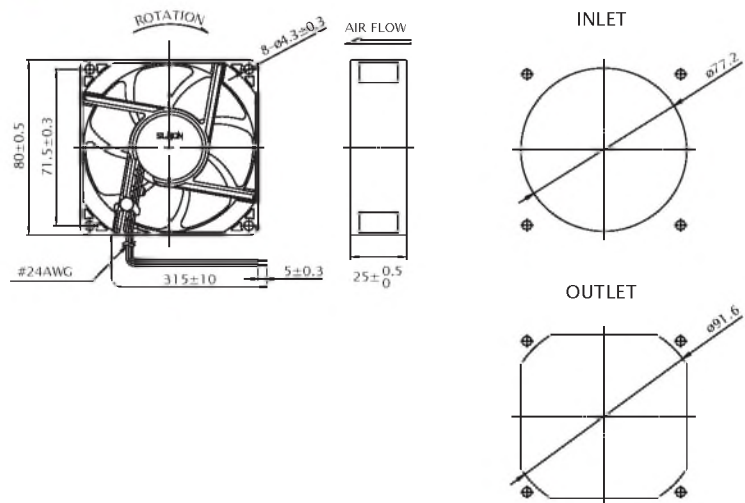
	Bearing	Rated Voltage	Power Current	Power Consumption	Speed	Airflow	Static Pressure	Noise	Weight	Curve
	● VAPO	(VDC)	(mA)	(WATTS)	(RPM)	(CFM)	(inch-H ₂ O)	(dB(A))	(g)	
HA80251V4-10000-A99	●	12	40	0.48	2000	23.9	0.07	20.4	75.0	1

■ Function F Type : G99

■ Air Flow-Static Pressure Characteristics



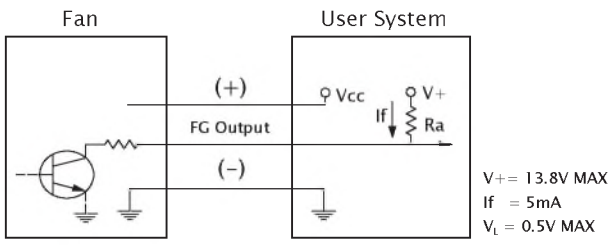
■ External Dimensions(mm)



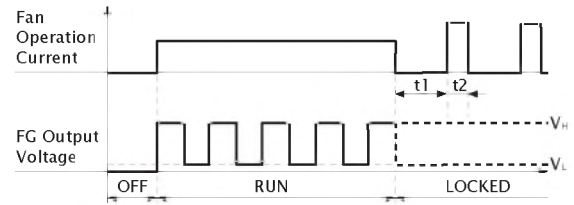
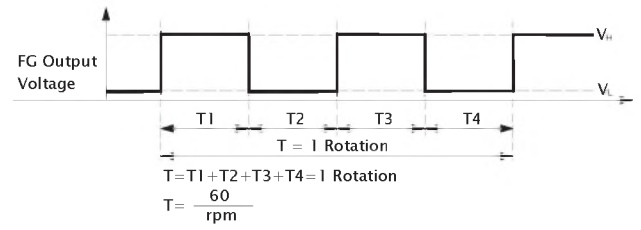
* All model could be customized. Please contact with Sunon Sales.

* Specifications are subject to change without notice. Please Visit SUNON website at www.sunon.com for update information.

■ FG Output Signal



[FG Signal]



80x80x25 mm (IP68)

33.0~60.0 CFM

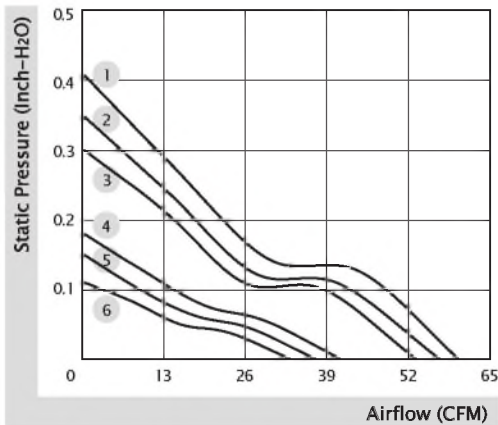


■ Specification

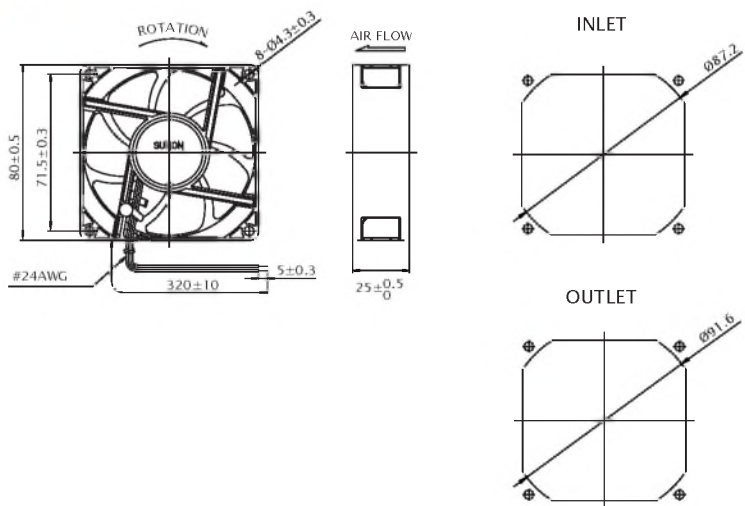
Model	Bearing	Rated Voltage	Power Current	Power Consumption	Speed	Airflow	Static Pressure	Noise	Weight	Curve
	2BALL Sleeve	(VDC)	(mA)	(WATTS)	(RPM)	(CFM)	(inch-H ₂ O)	(dB(A))	(g)	
GF80251B1-0000-AE9	☛	12	330	3.96	4800	60.0	0.41	47.5	105.0	1
GF80251B2-0000-AE9	☛	12	255	3.06	4500	57.0	0.35	46.0	105.0	2
GF80251B3-0000-AE9	☛	12	200	2.40	4200	53.0	0.30	44.5	105.0	3
GF80251B5-0000-AE9	☛	12	145	1.74	3200	41.0	0.18	33.0	87.0	4
GF80251B6-0000-AE9	☛	12	120	1.44	2900	37.0	0.15	30.0	87.0	5
GF80251B7-0000-AE9	☛	12	84	1.01	2600	33.0	0.11	28.0	87.0	6
GE80252B1-0000-AE9	☛	24	200	4.80	4800	60.0	0.41	47.5	105.0	1
GE80252B2-0000-AE9	☛	24	166	3.99	4500	57.0	0.35	46.0	105.0	2
GE80252B3-0000-AE9	☛	24	137	3.29	4200	53.0	0.30	44.5	105.0	3
GF80252B5-0000-AE9	☛	24	73	1.76	3200	41.0	0.18	33.0	87.0	4
GF80252B6-0000-AE9	☛	24	59	1.42	2900	37.0	0.15	30.0	87.0	5
GF80252B7-0000-AE9	☛	24	45	1.08	2600	33.0	0.11	28.0	87.0	6

■ Function (Speed 1, 2, 3) R Type : FE9 / F Type : GE9 / PWM : HE9, QE9, SE9
 (Speed 5, 6, 7) R Type : FE9 / F Type : GE9

■ Air Flow-Static Pressure Characteristics



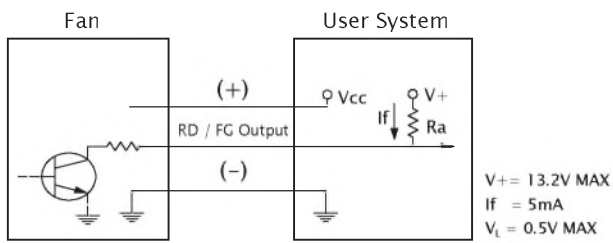
■ External Dimensions(mm)



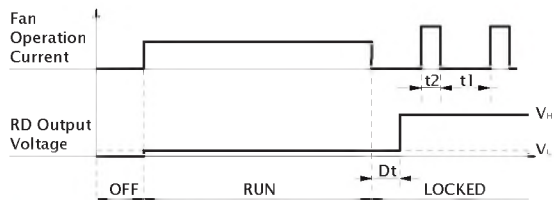
* All model could be customized. Please contact with Sunon Sales.

* Specifications are subject to change without notice. Please Visit SUNON website at www.sunon.com for update information.

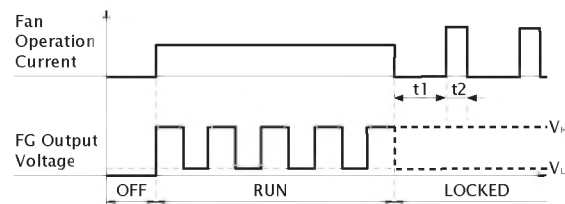
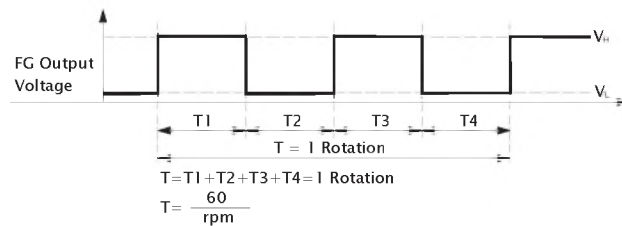
■ RD / FG Output Signal



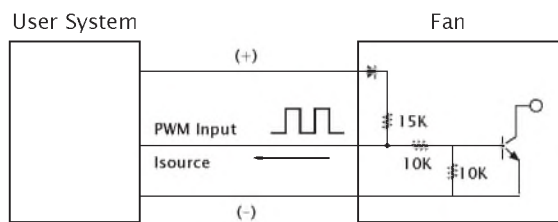
[RD Signal]



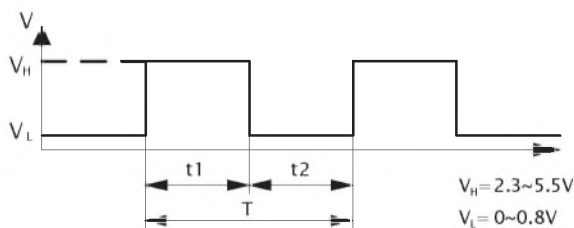
[FG Signal]



■ PWM Input Signal



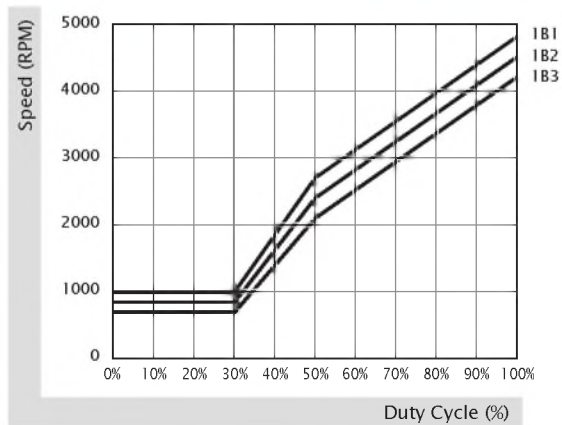
PWM FREQUENCY: 25KHZ
 Isource=0..8mA at PWM Input Voltage 0V
 The speed is default to be maximum if PWM input pin is unconnected.



1. Period : $T = \frac{1}{f_{PWM}} = t1 + t2(\text{sec})$

2. Duty Cycle (D.C.) : $\frac{t1}{t1+t2} \times 100 = \frac{t1}{T} \times 100(\%)$

■ PWM Curve



80x80x25 mm (GR487)

33.0~41.0 CFM

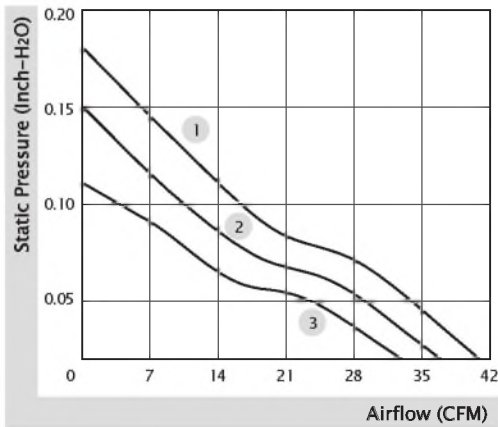


■ Specification

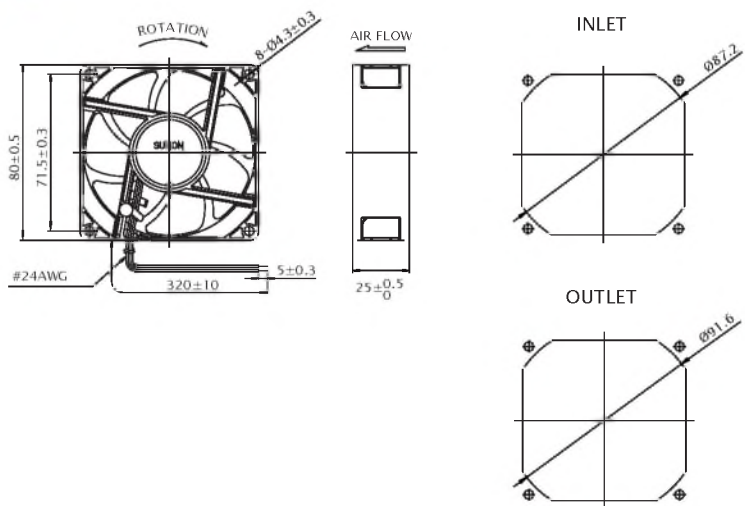
Model	Bearing	Rated Voltage	Power Current	Power Consumption	Speed	Airflow	Static Pressure	Noise	Weight	Curve
	2BALL Sleeve	(VDC)	(mA)	(WATTS)	(RPM)	(CFM)	(inch-H ₂ O)	(dB(A))	(g)	
GF80251B5-0000-AD9	☼	12	145	1.74	3200	41.0	0.18	33.0	87.0	1
GF80251B6-0000-AD9	☼	12	120	1.44	2900	37.0	0.15	30.0	87.0	2
GF80251B7-0000-AD9	☼	12	84	1.01	2600	33.0	0.11	28.0	87.0	3
GF80252B5-0000-AD9	☼	24	73	1.76	3200	41.0	0.18	33.0	87.0	1
GF80252B6-0000-AD9	☼	24	59	1.42	2900	37.0	0.15	30.0	87.0	2
GF80252B7-0000-AD9	☼	24	45	1.08	2600	33.0	0.11	28.0	87.0	3

■ Function R Type : FD9 / F Type : GD9

■ Air Flow-Static Pressure Characteristics



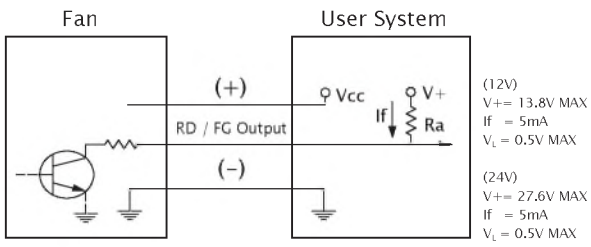
■ External Dimensions(mm)



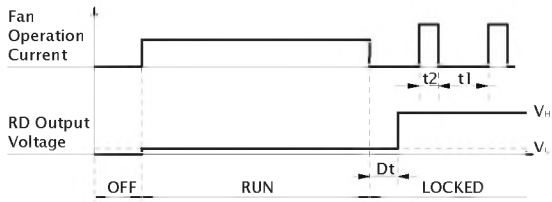
* All model could be customized. Please contact with Sunon Sales.

* Specifications are subject to change without notice. Please Visit SUNON website at www.sunon.com for update information.

■ RD / FG Output Signal



[RD Signal]



[FG Signal]

