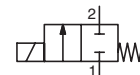




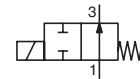
SOLENOID VALVES

direct operated
1/4

NC



NO



2/2
Series
272

FEATURES

- Compact and low weight valve enabling easy installation
- AC/DC interchangeability of the solenoid head without any need for disassembly of the valve
- The solenoid valves satisfy all relevant EU directives

GENERAL

Differential pressure See «SPECIFICATIONS» [1 bar = 100 kPa]
Maximum viscosity 40 cSt (mm²/s)
Response time 8 - 20 ms

fluids (*)	temperature range (TS)	seal materials (*)
air, inert gas, water, oil	-25°C to +80°C	NBR (nitrile)

MATERIALS IN CONTACT WITH FLUID

(*) Ensure that the compatibility of the fluids in contact with the materials is verified

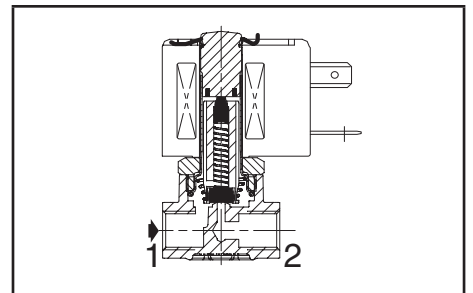
	Brass body	Stainless steel body
Body	Brass	AISI 316L (1.4404)
Internal parts	Stainless steel	Stainless steel
Springs	Stainless steel	Stainless steel
Seat	Brass and stainless steel	Stainless steel
Seals	NBR	NBR
Shading coil	Copper	Copper

ELECTRICAL CHARACTERISTICS

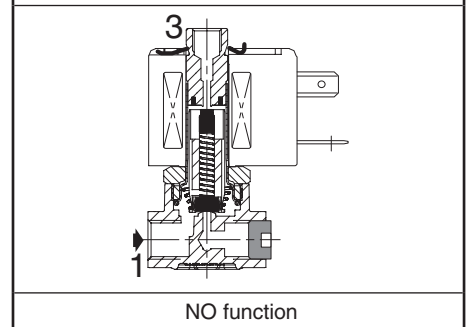
Coil insulation class F
Connector Spade plug (cable Ø 6-10 mm)
Connector specification ISO 4400 / EN 175301-803, form A
Electrical safety IEC 335
Electrical enclosure protection Moulded IP65 (EN 60529)
Standard voltages DC (=): 24V - 48V
 (Other voltages and 60 Hz on request) AC (~): 24V - 48V - 115V - 230V / 50 Hz

prefix option	power ratings				operator ambient temperature range (TS) (C°)	replacement coil		type ⁽¹⁾
	inrush	holding		hot/cold		~	=	
	(VA)	(VA)	(W)	(W)		230 V/50 Hz	24 V DC	
	55	23	10,5	9 / 11,2	-25 to +60	400425-117	400425-142	01

⁽¹⁾ Refer to the dimensional drawings on the following page.



NC function



NO function

SPECIFICATIONS

pipe size	orifice size	flow coefficient Kv		operating pressure differential (bar)				power coil (W)		catalogue number				options		
				min.	max. (PS)					brass		stainless steel		maintained man. operator	FPM	EPDM
					air (*)	water/oil (*)				~	=	~	=			
(G ⁺)	(mm)	(m ³ /h)	(l/min)		~	=	~	=	~	=	~	=				
NC - Normally closed																
1/4	2	0,11	1,8	0	40	40	40	40	10,5	11,2	SCE272A016	SCE272A046	MS	V	E	
	2,7	0,22	3,6	0	40	15	40	15	10,5	11,2	SCE272A017	SCE272A047	MS	V	E	
	3,8	0,32	5,3	0	20	8	20	8	10,5	11,2	SCE272A018	SCE272A048	MS	V	E	
	4,5	0,42	7	0	16	5	16	5	10,5	11,2	SCE272A019	SCE272A049	MS	V	E	
	5,5	0,63	10,5	0	10	2	10	2	10,5	11,2	SCE272A020	SCE272A050	MS	V	E	
NO - Normally open																
1/4 ⁽²⁾	2,5	0,2	3,3	0	20	20	10	10	10,5	11,2	SCE272A022	SCE272A052	MS	V	E	

⁽²⁾ Size of port 1: 1/4, size of Port 3: G 1/8.

OPTIONS

- Valves can also be supplied with FPM (fluoroelastomer) and EPDM (ethylene-propylene) seals and discs. Use the appropriate optional suffix letter for identification
- Waterproof enclosure with embedded screw terminal coil according to protection class IP67, CEE-10 (prefix WP or WS)
- Explosionproof enclosures for use in zones 1/21-2/22, categories 2-3 to ATEX Directive 2014/34/EU (see "Explosionproof solenoids" section)
- Compliance with "UL", "CSA" and other local approvals available on request
- Oxygen service with seals and disc in FPM, suffix N, example: SCE272A016 NV
- Other pipe connections are available on request
- Plug with visual indication and peak voltage suppression or with cable length of 2 m (see Solenoids, Coils & Accessories section)

INSTALLATION

- The solenoid valves can be mounted in any position without affecting operation
- Brass solenoid valves have 2 mounting holes in body
- Pipe connections 1/4 (G*) have standard combination thread according to ISO 228/1 and ISO 7/1. Pipe connections G 1/8 have standard thread according to ISO 228/1
- Installation/maintenance instructions are included with each valve

SPARE PARTS KIT

catalogue number	spare parts kit no.		
	~	=	maintained man. operator
SCE272A016/017/018	C140040	C140040	C140048
SCE272A019/020	C140040	C140040	C140048
SCE272A046/047/048	C140040	C140040	C140072
SCE272A049/050	C140040	C140040	C140072
SCE272A022	C140038	C140038	C140048
SCE272A052	C140038	C140038	C140072

(1) Standard suffixes E and V are also applicable to kits.

- Not available

ORDERING EXAMPLES:

SC	E	272	A	016	MS	230V / 50 Hz
SC	E	272	A	046	V	115V / 50 Hz
SC	E	272	A	052		24V / DC

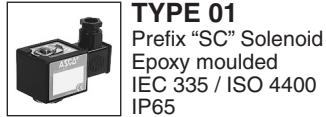
prefix — pipe thread — basic number — voltage — suffix

ORDERING EXAMPLES KITS:

C140040 ⁽¹⁾	
C140038	V
C140038	E

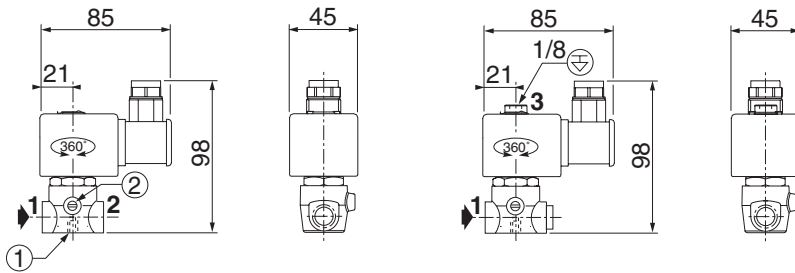
basic number — suffix

DIMENSIONS (mm), WEIGHT (kg)



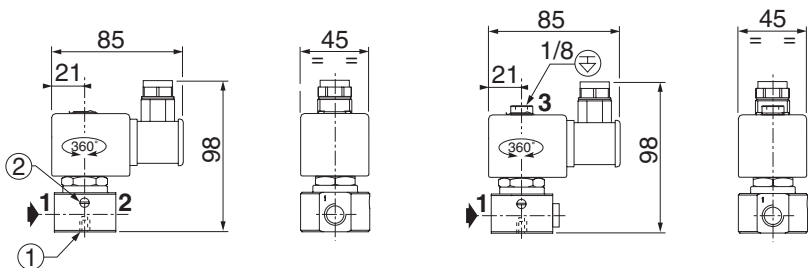
SCE272A016/017/018/019/020

SCE272A022



SCE272A046/047/048/049/050

SCE272A052



(1) 2 mounting holes Ø M4, depth 6 mm.

(2) Manual operator location.

type	prefix option	catalogue number	weight ⁽²⁾
01	SC	SCE272A016/017/018/019/020	0,51
		SCE272A046/047/048/049/050	0,56
		SCE272A022	0,54
		SCE272A052	0,60

(2) including coil and connector..